



**Electrolux**  
PROFESSIONAL

**Modular Cooking Range Line  
thermaline 90 - 1000 mm Cupboard  
base with 2 doors, GN conform, 1 Side  
(H2) - H=450 (Marine)**

ITEM # \_\_\_\_\_

MODEL # \_\_\_\_\_

NAME # \_\_\_\_\_

SIS # \_\_\_\_\_

AIA # \_\_\_\_\_



**589905 (MC1JCAJOOM)**

Cupboard Base with 2  
doors, one-side operated,  
GN - H3, Marine feet

### Short Form Specification

**Item No.** \_\_\_\_\_

1000 mm wide cupboard base with 2 doors with hygienic design and round edges. Internal frame for heavy duty sturdiness in stainless steel. Flat surface construction, easily cleanable. Cupboard storage space accepts GN1/1 containers. IPX5 water resistant certification. Configuration: One-side operated freestanding base, hygienic class H2.

### Main Features

- All major components may be easily accessed from the front.
- THERMODUL connection system creates a seamless work top when units are connected to each other thus avoiding soil penetrating vital components and facilitating the removal of units in case of replacement or service.
- Unit constructed according to DIN 18860\_2 with 70 mm recessed plinth.
- Cupboard compartment for storage of pots, pans, sheet pans etc.

### Construction

- IPX5 water resistance certification.
- Hygienic design of the base cupboard with large round edges.
- 2 mm top in 1.4301 (AISI 304).
- Flat surface construction with minimal hidden areas to easily clean all surfaces
- Storage space in the base of the appliance accepts GN1/1 containers.
- Internal frame for heavy duty sturdiness in stainless steel.

**APPROVAL:** \_\_\_\_\_



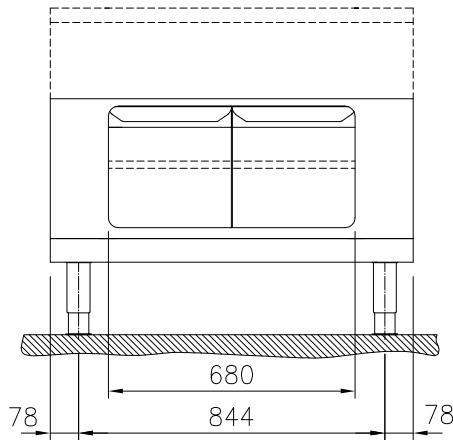
Experience the Excellence  
[www.electroluxprofessional.com](http://www.electroluxprofessional.com)



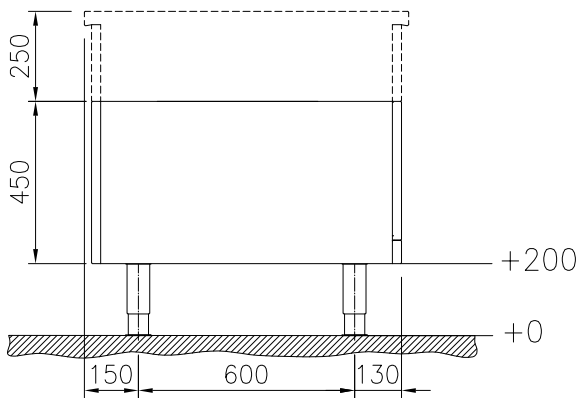
**Electrolux**  
PROFESSIONAL

Modular Cooking Range Line  
thermaline 90 - 1000 mm Cupboard base with  
2 doors, GN conform, 1 Side (H2) - H=450  
(Marine)

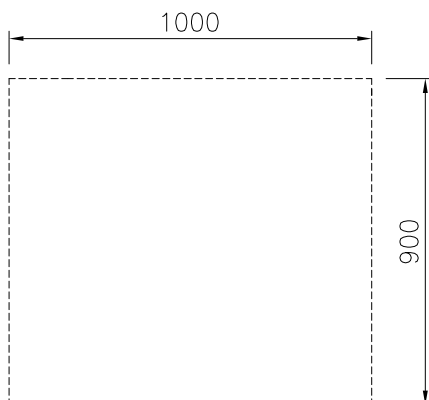
Front



Side



Top



### Key Information:

External dimensions, Width:	
589905 (MC1JCAJOOM)	1000 mm
External dimensions, Depth:	900 mm
External dimensions, Height:	450 mm
Cupboard Cavity Dimensions (width):	680 mm
Cupboard Cavity Dimensions (height):	330 mm
Cupboard Cavity Dimensions (depth):	715 mm
Net weight:	32 kg



Modular Cooking Range Line  
thermaline 90 - 1000 mm Cupboard base with 2 doors, GN conform, 1  
Side (H2) - H=450 (Marine)  
The company reserves the right to make modifications to the products  
without prior notice. All information correct at time of printing.

2025.04.18

## Optional Accessories

- Stainless steel side panel, 900x700mm, freestanding PNC 912512 ☐
- Stainless steel front kicking strip, 1000mm width PNC 912636 ☐
- Stainless steel side kicking strip left and right, freestanding, 900mm width PNC 912657 ☐
- Stainless steel side kicking strips left and right, against the wall, 900mm width PNC 912660 ☐
- Stainless steel side kicking strip left and right, back-to-back, 1810mm width PNC 912663 ☐
- Stainless steel plinth, against wall, 1000mm width PNC 912941 ☐
- Stainless steel plinth, freestanding, 1000mm width PNC 912960 ☐
- Stainless steel panel, 900x700mm, against wall, left side PNC 913101 ☐
- Stainless steel panel, 900x700mm, against wall, right side PNC 913105 ☐
- Back panel, 1000x450mm, for bases one-side operated PNC 913169 ☐
- Stainless steel side panel, left, H=700 PNC 913222 ☐
- Stainless steel side panel, right, H=700 PNC 913223 ☐
- Perforated shelf for warming cabinets and cupboard bases (one-side operated TL80-85-90 and two-side operated for TL80) PNC 913235 ☐
- Side reinforced panel only in combination with side shelf, for freestanding units PNC 913260 ☐
- Side reinforced panel only in combination with side shelf, for against the wall installations, left PNC 913267 ☐
- Side reinforced panel only in combination with side shelf, for against the wall installations, right PNC 913269 ☐
- Side reinforced panel only in combination with side shelf, for back-to-back installations, left PNC 913275 ☐
- Side reinforced panel only in combination with side shelf, for back-to-back installation, right PNC 913276 ☐
- Shelf fixation for TL80-85-90 one-side operated, TL80 two-side operated PNC 913283 ☐
- Stainless steel dividing panel, 900x700mm, (it should only be used between Electrolux Professional thermaline Modular 90 and thermaline C90) PNC 913672 ☐

- Stainless steel side panel, 900x700mm, flush-fitting (it should only be used against the wall, against a niche and in between Electrolux Professional thermaline and ProThermetic appliances and external appliances - provided that these have at least the same dimensions) PNC 913688 ☐